

# **Making an Art Quilt**

## **Construction Choices**

**January 2023**

## **Construction Choices - Tools and supplies**

Alcohol pens

Colored pencils

Inks

Textile mediums

Paints

Stencils

Stencil cutter

Copy machine

Photo editing software

Transfer paper

Scan n' Cut

Freezer paper

Interfacing

Fusible web

Applique sheets

Bevalee, with formal academic art credentials, - she has mastered a vast realm of art quilting techniques - and she has years of teaching experience.

Bev King has taught and inspired us with Sashiko.

Pat Jones has made an awesome dog.

Judy has made a wonderful memory quilt of her husband shoveling snow.

Leilani Purvis is skilled at thread painting.

Bonnie Schaeffer is gifted in the 3D department.

Diana Knight has made a lovely confetti quilt.

Past member Sarah Kaufman literally wrote the book on folded log cabins. She has very creative ways of hanging her quilts. Check out her book.

# ANIMAL QUILTS

12 Stunning Paper Pieced  
Animal Quilts



JULIET VAN DER HEIJDEN

## Where to get images

- Photos



## Where to get images

- Photos
- Stickers



## Where to get images

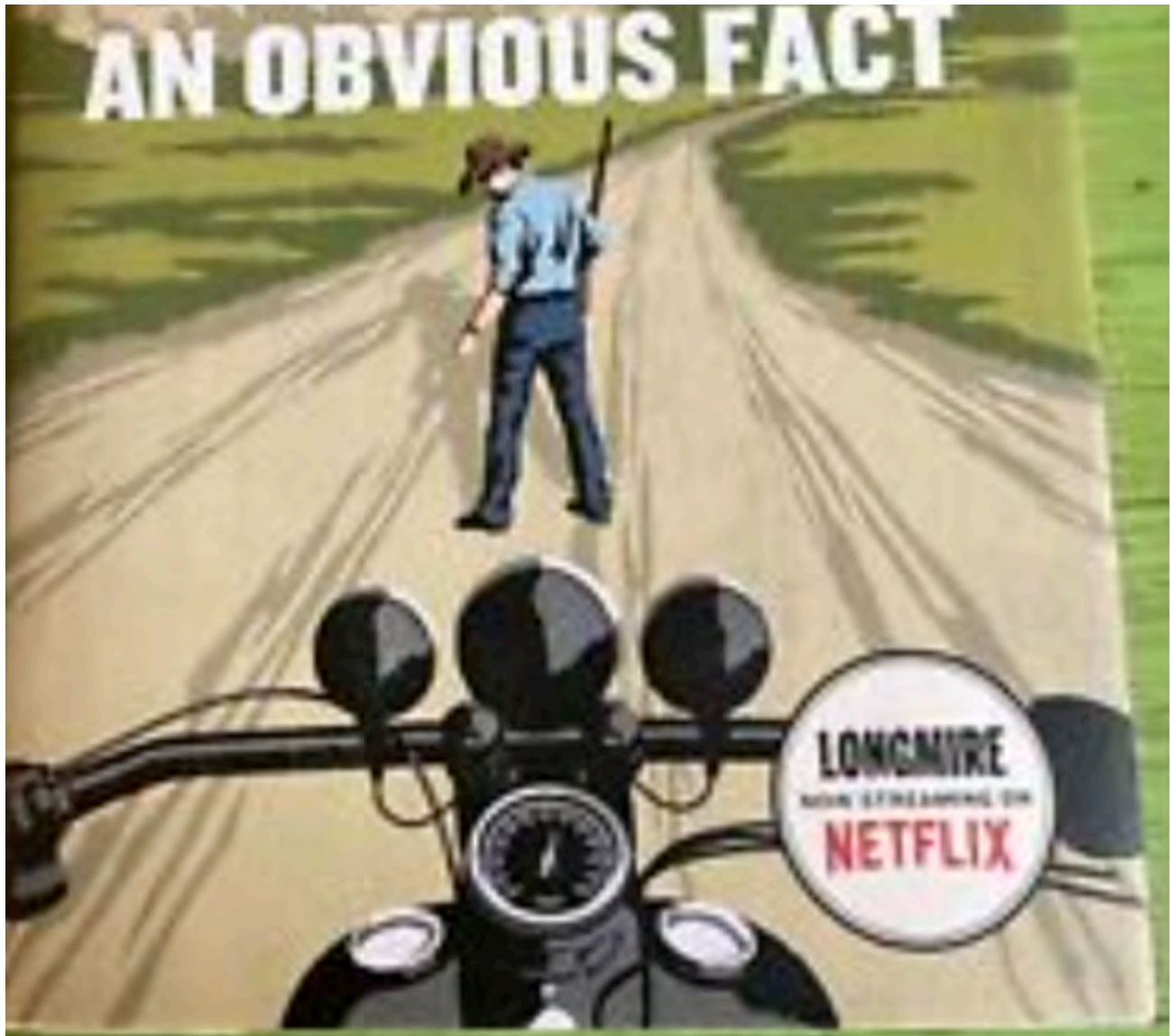
- Internet search, clip art





## Where to get images

- Book covers





## Where to get images

- Inspiration from Nature

“Twice as big and half as many” was the motto of this class by Jane Sassaman.

Raw edge images are backed with lightweight fusible interfacing. Satin stitch finish.



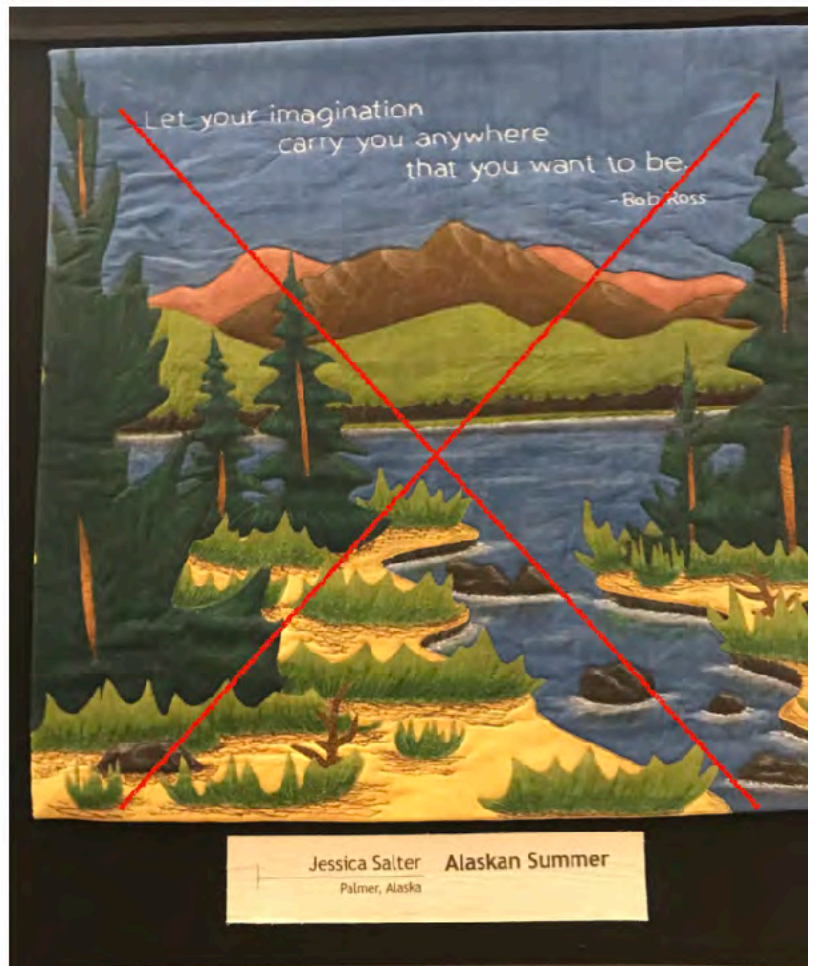
## Where to get images

- Inspiration from Nature



### Bob Ross Exhibit

repetition  
depth  
simplicity  
texture  
use of color  
free motion text



## Where to get images

- Bumper stickers





## Where to get images

- Purchased images

Embroidery design



## Where to get images

- TV/video images



## Where to get images

- Fabric



## **Methods to capture, position and work with your images**

- Copy, scan
- Screen shots
- Trace using a window, light box or projector

## **Getting the image on your background**

- *Key Tools:* freezer paper, fusible web, fusible interfacing, glues and adhesives
- transfer paper
- Stencils
- Block prints
- Inks, colored pencils, alcohol pens, paint w/textile medium



## Style

- Whimsical



**Fabric**

Purchased in Mexico

## **Fabric -**

- Fabric doesn't need to be expensive or durable
- Throw away clothing
- Colored paper towel
- Paper napkins
- Hand dyed fabric
- Tulle
- Left-over blocks or strip
- Corduroy, wool, silk, suede, lace

## Style

- Whimsical

## Van Gogh Exhibit



## Fabrics -

- Paper

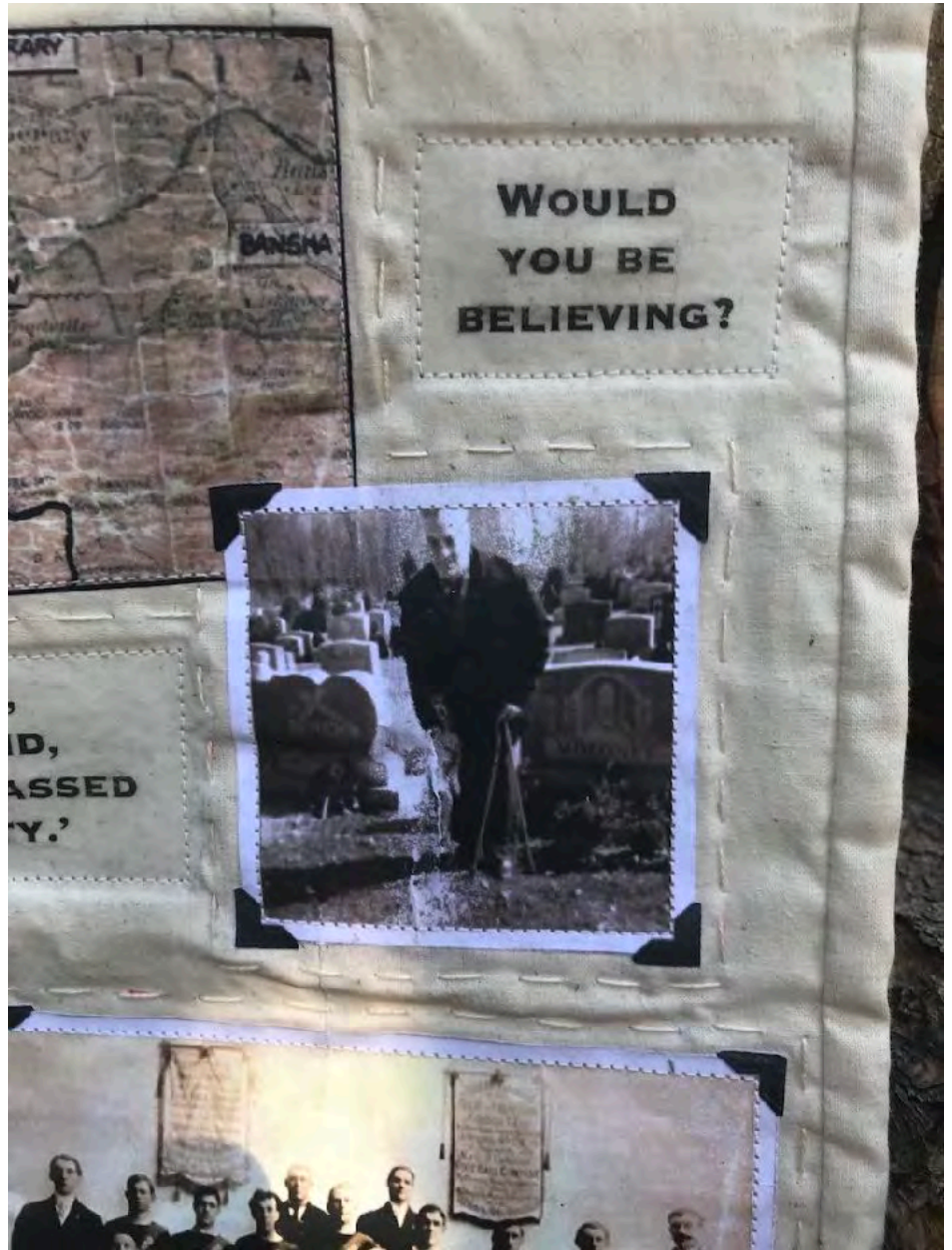
Maps  
Sheet music  
Quotes  
Old photos

All paper  
(coated with a medium)

Muslin background

Sashiko

Outline stitching






## Design options and ways to enhance images

- Enlargement



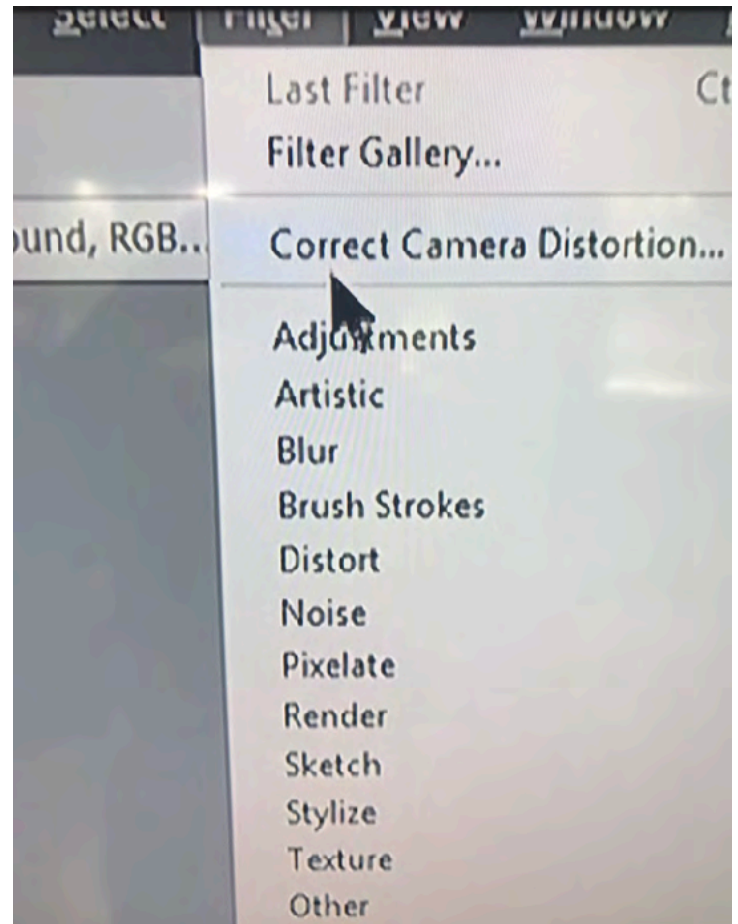
## Design options and ways to enhance images

- Place in rows or columns



## Design options and ways to enhance images

- Photo editing - Artistic effects





## Design options and ways to enhance images

- Use of color - or black and white, and shades of gray



## Design options and ways to enhance images

- Silhouette



## Background Options

- Solid



## Background Options

- Pieced

Colored pencils





## Background Options

- Colleen Wise •


Architectural drawings

Rubbings

Scanned script Invoices

Napkins

Paint



## Background Options

- Collage





## Adding text

- Scan n' Cut





## Adding text

- Free motion



## Adding text

- Artsy

## Prince Exhibit





## Adding text

- Machine



## **More and more options**

- Thread painting
- Couching
- Embroidery
- Big Stitch
- Markings
- Buttons, trims

## More and more options

- Beads



## More and more options

- Beads that you have already





## More and more options

- Beading spiritual animals





## More and more options

- Sticks

